

Top Tips For Sorting & Preparing Your Recycling


zero
waste
Taranaki



Remember to

1. Empty & Rinse

Please rinse out all your containers to remove liquids and food scraps. Dirty recyclables cannot be recycled and will go to landfill (plus they will make your bin smell).



2. Leave Them Loose

Place all recyclable materials into your recycling bin loosely - do not stack or sort items into boxes or bags. Stacked recyclables cannot be separated on the sorting line and plastic bags clog up the machinery so cannot be recycled.



3. Remove Lids

Please remove bottle lids and place them in the red general waste bag.




4. Plastic Containers 1-7

Please recycle clean plastic containers which have number 1-7 in a triangle.



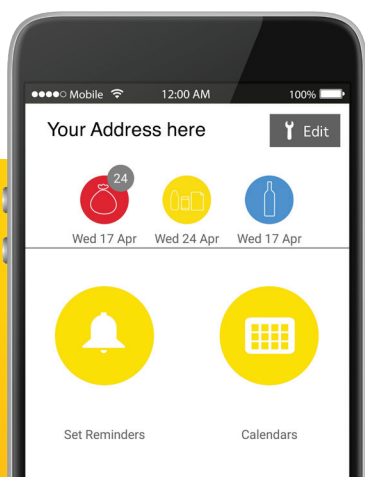
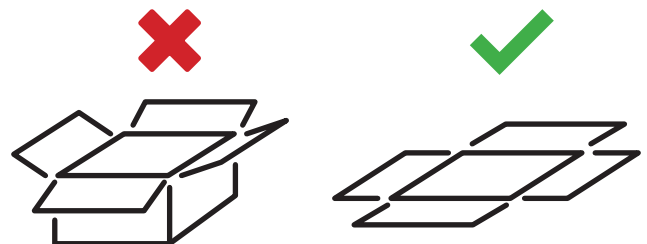
5. Leave Unsquashed

Our machines can confuse squashed plastic bottles with paper on the sorting line. Keep your bottles unsquashed so that plastics stay separate from paper.



6. Flatten Cardboard

Flatten your cardboard boxes to save space.



For More Information

Visit our website: newplymouthnz.com/Recycling

Download Our App!

- Set reminders for when to put your rubbish out.
- Find out which week is recycling and which is glass.
- Helpful information on recycling in the area.

How to download:

1. Our app is available on the App store and on Google Play.
2. Search for "NPDC Rubbish & Recycling" and install the app.
3. Fire up the app and enter your address.

